

Scheda Prodotto
Product Sheet

Ananta

Designer Sergio Bicego

Produzione / Production year: 2000 - Restyling 2016-2024



Descrizione

A un ventennio dalla sua progettazione, Ananta continua a sorprendere per la sua modernità.

Nato con lo scopo preciso di muoversi nello spazio in modo facile consentendo diverse configurazioni, torna ora svelando una nuova possibilità compositiva, ovvero la combinazione bifacciale degli elementi.

Ananta ha anticipato il moderno concetto di fluidità ed è per questo suo valore intelligente che ce ne prendiamo cura per renderlo nel tempo sempre più coerente al moderno abitare.

Il restyling oltre a rendere possibile l'aggancio delle sedute in ogni direzione, lo ha addolcito ammorbidendo tutte le imbottiture, nuovi elementi pouf sono stati aggiunti alla già ricca modulistica e infine una nuova essenza dal colore morbido va a integrare la scelta per gli accessori tavolini.

Memoria, innovazione ed eleganza fanno di Ananta un prodotto per sempre.

Struttura

Base in legno imbottito con poliuretano espanso 30P, rivestito con velfodera accoppiata con resinato 200gr/mq. Il molleggio della seduta è assicurato da cinghie elastiche con anima in polipropilene. Gli schienali sono in legno imbottito con poliuretano espanso a quote differenziate (30P - 40IP e memory foam) ricoperti da una fodera in piuma.

Piedini

I piedini delle basi sono in ABS mentre i piedini della schiena sono in metallo con finitura cromata o verniciata.

Imbottitura

I cuscini dello schienale sono imbottiti con piuma d'oca lavata e sterilizzata suddivisa a scomparti. Ananta propone due tipi di sedute: versione piuma e versione espanso.

Versione in piuma

I cuscini della seduta sono realizzati in piuma d'oca lavata e sterilizzata suddivisa in scomparti e rivestita con tessuto di cotone bianco 100% con anima in poliuretano espanso a quote differenziate (40IP - 30IM e memory foam).

Versione in espanso

I cuscini seduta sono imbottiti in poliuretano espanso a quote differenziate (40IP e 30IM), rivestiti con vellutino accoppiato a dacron 380gr/mq.

Tavolino - struttura

In metallo con finitura corten o black nichel.

Tavolino - top

Impiallaccato noce canaletto o rovere chiaro oppure rivestito in cuoio rigenerato.

Description

Twenty years after Ananta was designed it continues to surprise with its modernity.

Created with the precise purpose of easily moving through space by allowing different configurations, it now unveils a new compositional possibility, the double-sided combination of elements.

When conceived, Ananta anticipated the modern concept of fluidity and for this intelligent value it withholds, we care for it to be more and more consistent with the concept of modern living over time.

The restyling, in addition to making it possible to hook the seats in every direction, has mellowed it by softening all the padding. New pouf elements have been added to the already rich module options and lastly, a new soft wood finish has been integrated for the coffee table accessories.

Memory, innovation and elegance make Ananta an everlasting product.

Structure

In wood padded with polyurethane foam 30P, covered with velfodera on a resin-coated backing 200gr/sqm. The seat is sprung with elastic straps reinforced with polypropylene. Backrests are in wood padded with variable-density polyurethane foam (30P - 40IP e memory foam) covered with a feather lining.

Feet

The bases have feet in ABS while the feet of the backs are in metal with chromed or painted finish.

Padding

The back cushions are padded with washed and sterilized goose down divided into sections. Ananta proposes two kinds of seats: feather and polyurethane foam versions.

Feather version

The seat cushions are filled with washed and sterilized goose down divided into sections and covered with white 100% cotton fabric with a variable-density polyurethane foam core (40IP - 30IM e memory foam).

Foam version

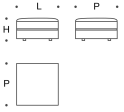
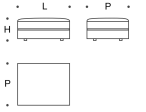
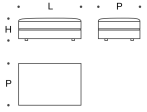
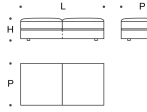
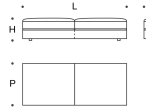
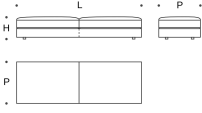
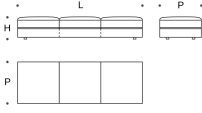
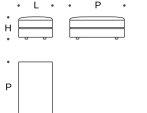
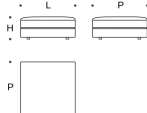
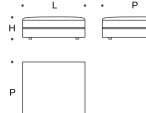
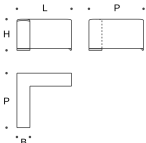
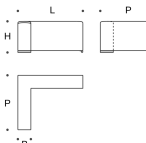
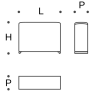
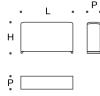

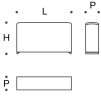

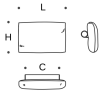
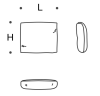



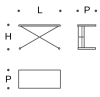
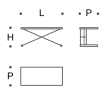
The seat cushions are padded with variable-density polyurethane foam (40IP e 30IM), covered with velveteen coupled with dacron 380gr/sqm.

Low table - structure

In metal with corten or black nickel finishing.

Low table - top

Canaletto walnut or light durmast veneer or covered in regenerated leather.

<p>Base 80 Base 80</p> <p>L = 80 cm P = 80 cm H = 42 cm</p> 	<p>Base 100 Base 100</p> <p>L = 100 cm P = 80 cm H = 42 cm</p> 	<p>Base 120 Base 120</p> <p>L = 120 cm P = 80 cm H = 42 cm</p> 	<p>Base 160 Base 160</p> <p>L = 160 cm P = 80 cm H = 42 cm</p> 	<p>Base 200 Base 200</p> <p>L = 200 cm P = 80 cm H = 42 cm</p> 
<p>Base 240 - 2 posti Base 240 - 2 seating</p> <p>L = 240 cm P = 80 cm H = 42 cm</p> 	<p>Base 240 - 3 posti Base 240 - 3 seating</p> <p>L = 240 cm P = 80 cm H = 42 cm</p> 	<p>Base 65x105 Base 65x105</p> <p>L = 65 cm P = 105 cm H = 42 cm</p> 	<p>Base 105x105 Base 105x105</p> <p>L = 105 cm P = 105 cm H = 42 cm</p> 	<p>Base 120x120 Base 120x120</p> <p>L = 120 cm P = 120 cm H = 42 cm</p> 
<p>Schienale angolare 105x105 Corner backrest 105x105</p> <p>L = 105 cm P = 105 cm H = 60 cm B = 25 cm</p> 	<p>Schienale angolare 125x105 Corner backrest 125x105</p> <p>L = 125 cm P = 105 cm H = 60 cm B = 25 cm</p> <p>esempio SX example L</p> 	<p>Schienale 80 Backrest 80</p> <p>L = 80 cm P = 25 cm H = 60 cm</p> 	<p>Schienale 100 Backrest 100</p> <p>L = 100 cm P = 25 cm H = 60 cm</p> 	<p>Schienale 120 Backrest 120</p> <p>L = 120 cm P = 25 cm H = 60 cm</p> 
<p>Bracciolo 105 Armrest 105</p> <p>L = 105 cm P = 25 cm H = 60 cm</p> 	<p>Cuscino schiena con rullo - 70 Back cushion with roll - 70</p> <p>L = 70 cm H = 58 cm C = 45 cm</p> 	<p>Cuscino schiena con rullo - 90 Back cushion with roll - 90</p> <p>L = 90 cm H = 58 cm C = 65 cm</p> 	<p>Cuscino schiena 70 Back cushion 70</p> <p>L = 70 cm H = 58 cm</p> 	<p>Cuscino schiena 90 Back cushion 90</p> <p>L = 90 cm H = 58 cm</p> 
<p>Cuscino arredo 50x50 Throw cushion 50x50</p> <p>L = 50 cm H = 50 cm</p> 	<p>Tavolino 50x35 Low table 50x35</p> <p>L = 50 cm P = 35 cm H = 47 cm</p> 	<p>Tavolino 80x35 H47 Low table 80x35 H47</p> <p>L = 80 cm P = 35 cm H = 47 cm</p> 	<p>Tavolino 80x35 H36 Low table 80x35 H36</p> <p>L = 80 cm P = 35 cm H = 36 cm</p> 	

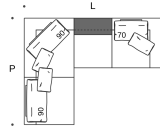
Composizione AN1 & AN2
Composition AN1 & AN2

L = 350 cm
P = 105 cm



Composizione AN3 & AN4
Composition AN3 & AN4

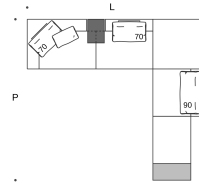
L = 290 cm
P = 225 cm



esempio SX
example L

Composizione AN5 & AN6
Composition AN5 & AN6

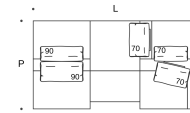
L = 370 cm
P = 340 cm



esempio DX
example R

Composizione AN7 & AN8
Composition AN7 & AN8


L = 350 cm
P = 185 cm



Piedi dello Schienale / Backrest feet



Black nickel
Black nickel




Corten


Top tavolino / Low table top



Honey



Testa di moro
Dark brown



Noce canaletto
Walnut veneer




Rovere chiaro
Light durmast

Struttura tavolino / Low table frame



Black nickel
Black nickel



Corten